



# ISAPS

International Society of Aesthetic Plastic Surgery



[Home](#) [Contact Us](#)

[Site Map](#)

[Search](#)

[What's New](#)

[Members Site](#)

[Members Forum](#)

Executive Committee  
National Secretaries  
Professors  
Treasurer  
Members (World Map)  
Members by Country  
Select Your Surgeon  
Surgeon Web Pages  
Media Center  
Ethics  
Join ISAPS  
Full Courses

## ISAPS Statistics 2002

You are visitor 31 since August 25, 2001 (6 on line)

Last Update: Oct 7, 2003 ▼

Mon, Oct 13, 2003 00:21:44

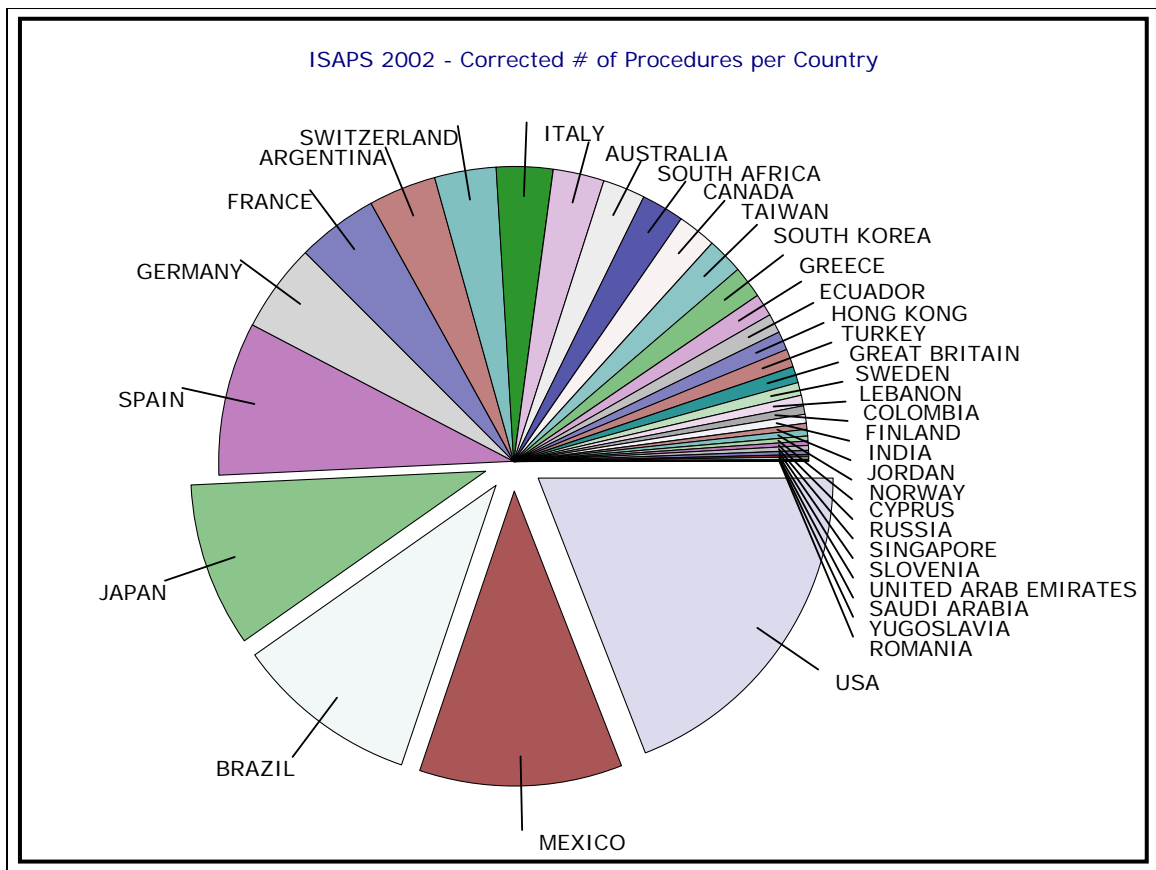
Total number of answers: 113

Number of countries having answered: 35

Corrected # of Procedures per Country			
Country	Procedures	Percentage	Rank
USA	90992	19.09%	1
MEXICO	52956	11.11%	2
BRAZIL	47957	10.06%	3
JAPAN	42842	8.99%	4
SPAIN	40164	8.43%	5
GERMANY	23140	4.85%	6
FRANCE	21170	4.44%	7
ARGENTINA	17698	3.71%	8
SWITZERLAND	16073	3.37%	9
ITALY	14784	3.10%	10
AUSTRALIA	13305	2.79%	11
SOUTH AFRICA	11140	2.34%	12
CANADA	11102	2.33%	13
TAIWAN	10048	2.11%	14
SOUTH KOREA	9560	2.01%	15
GREECE	8300	1.74%	16
ECUADOR	5979	1.25%	17
HONG KONG	5096	1.07%	18
TURKEY	4865	1.02%	19
GREAT BRITAIN	4668	0.98%	20
SWEDEN	4326	0.91%	21
LEBANON	3270	0.69%	22
COLOMBIA	2772	0.58%	23
FINLAND	2277	0.48%	24
INDIA	2259	0.47%	25
JORDAN	1620	0.34%	26
NORWAY	1611	0.34%	27
CYPRUS	1449	0.30%	28
RUSSIA	1200	0.25%	29
SINGAPORE	1092	0.23%	30
SLOVENIA	1052	0.22%	31
UNITED ARAB EMIRATES	783	0.16%	32
SAUDI ARABIA	550	0.12%	33
YUGOSLAVIA	355	0.07%	34
ROMANIA	239	0.05%	35

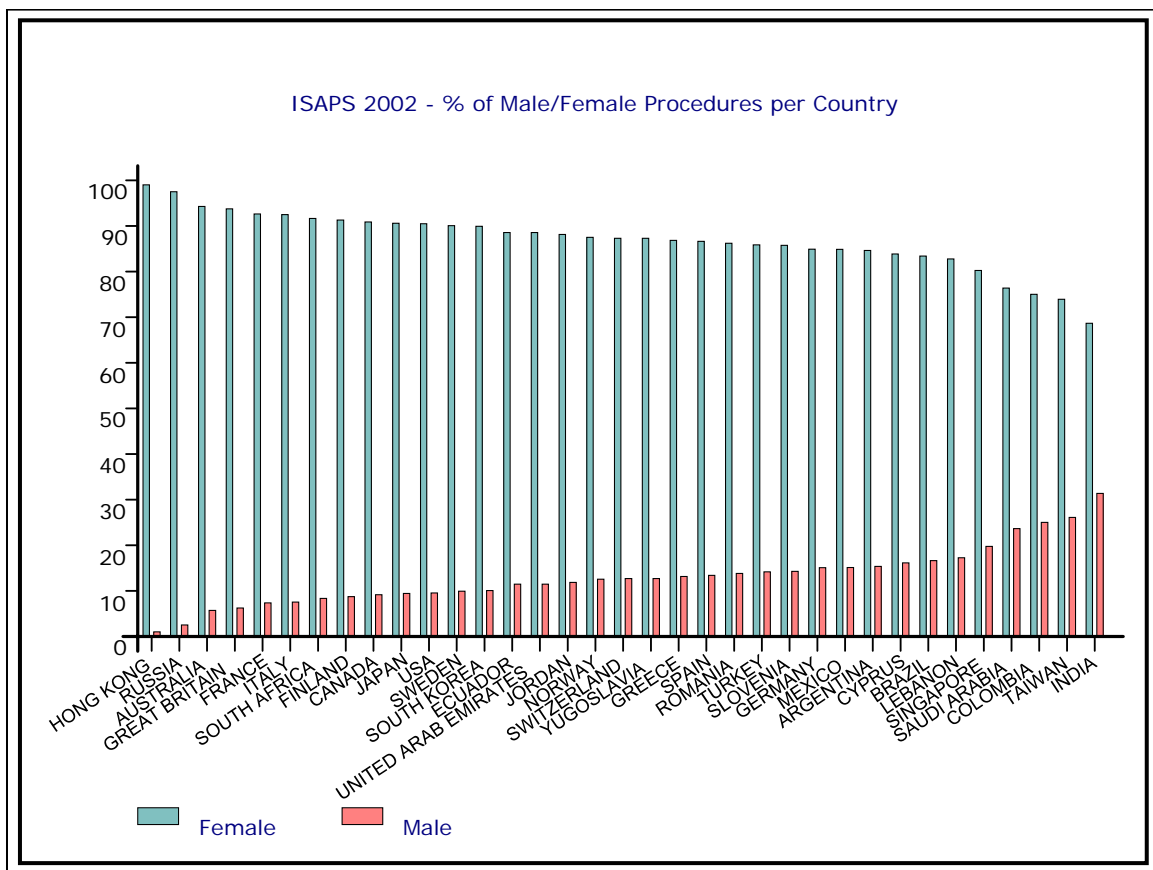
ARGENTINA  
AUSTRALIA  
AUSTRIA  
BELGIUM  
BRAZIL  
CANADA  
CHILE  
COLOMBIA  
COSTA RICA  
CROATIA  
CYPRUS  
CZECH REP  
DENMARK  
DOMINICAN REPUBLIC  
ECUADOR  
EGYPT  
FINLAND  
FRANCE  
GERMANY  
GREAT BRITAIN  
GREECE  
HONG KONG  
HUNGARY  
INDIA  
INDONESIA  
ISRAEL  
ITALY  
JAPAN  
JORDAN  
KUWAIT  
LEBANON  
LUXEMBOURG  
MALAYSIA  
MEXICO  
MOROCCO  
NETHERLANDS  
NEW ZEALAND  
NORWAY  
PERU  
PHILIPPINES  
PORTUGAL  
ROMANIA  
RUSSIA  
SAUDI ARABIA  
SINGAPORE  
SLOVAK REPUBLIC  
SLOVENIA  
SOUTH AFRICA  
SOUTH KOREA  
SPAIN  
SWEDEN  
SWITZERLAND  
SYRIA  
TAIWAN  
THAILAND  
TURKEY  
UNITED ARAB EMIRATES  
URUGUAY

USA  
VENEZUELA  
YUGOSLAVIA

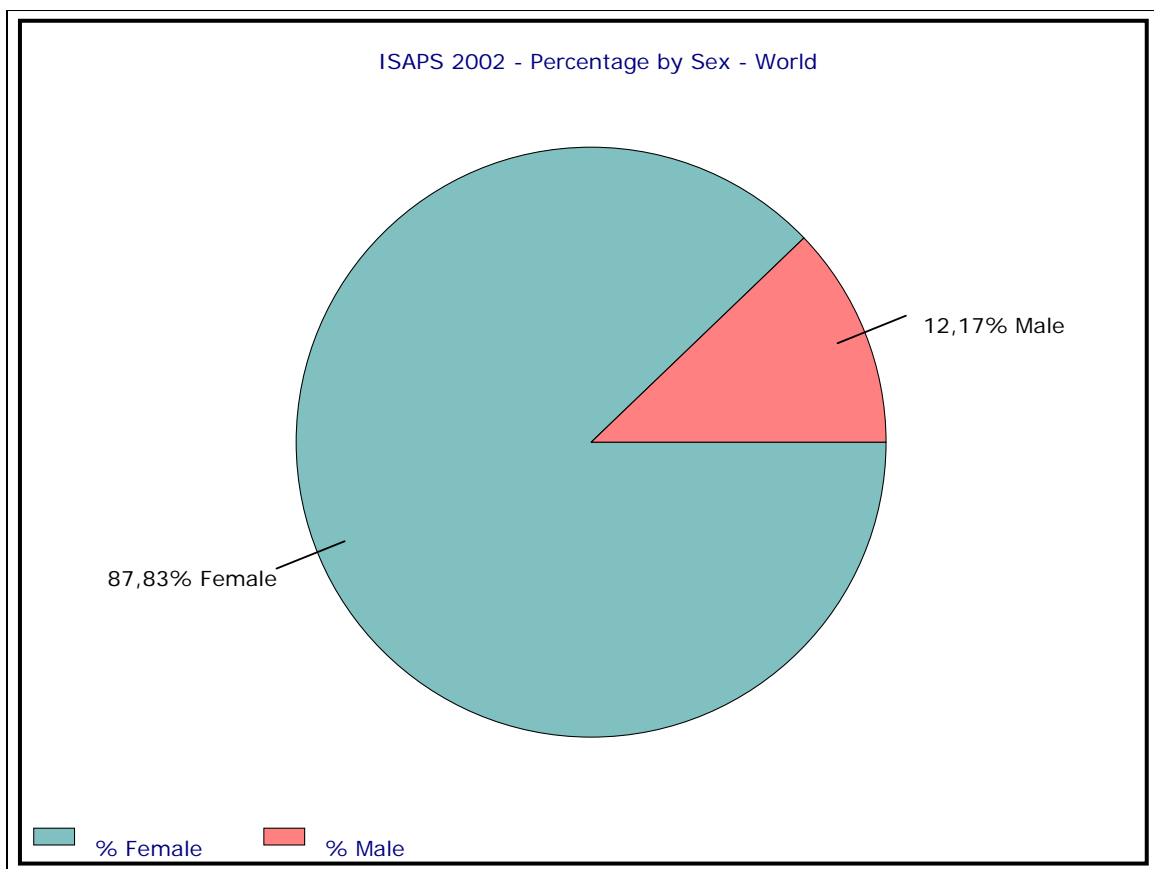


% of Male/Female Procedures per Country		
Country	% Female	% Male
HONG KONG	98.98%	1.02%
RUSSIA	97.50%	2.50%
AUSTRALIA	94.29%	5.71%
GREAT BRITAIN	93.74%	6.23%
FRANCE	92.65%	7.35%
ITALY	92.45%	7.55%
SOUTH AFRICA	91.66%	8.34%
FINLAND	91.30%	8.70%
CANADA	90.87%	9.13%
JAPAN	90.59%	9.41%
USA	90.45%	9.55%
SWEDEN	90.08%	9.92%
SOUTH KOREA	89.96%	10.04%
ECUADOR	88.51%	11.49%
UNITED ARAB EMIRATES	88.51%	11.49%
JORDAN	88.15%	11.85%
NORWAY	87.46%	12.60%
SWITZERLAND	87.33%	12.67%
YUGOSLAVIA	87.32%	12.68%
GREECE	86.87%	13.13%
SPAIN	86.61%	13.39%
ROMANIA	86.19%	13.81%
TURKEY	85.82%	14.18%
SLOVENIA	85.74%	14.26%
GERMANY	84.94%	15.06%
MEXICO	84.87%	15.13%
ARGENTINA	84.62%	15.38%
CYPRUS	83.85%	16.15%
BRAZIL	83.40%	16.60%
LEBANON	82.72%	17.28%
SINGAPORE	80.22%	19.78%

SAUDI ARABIA	76.36%	23.64%
COLOMBIA	75.00%	25.00%
TAIWAN	73.89%	26.11%
INDIA	68.66%	31.34%

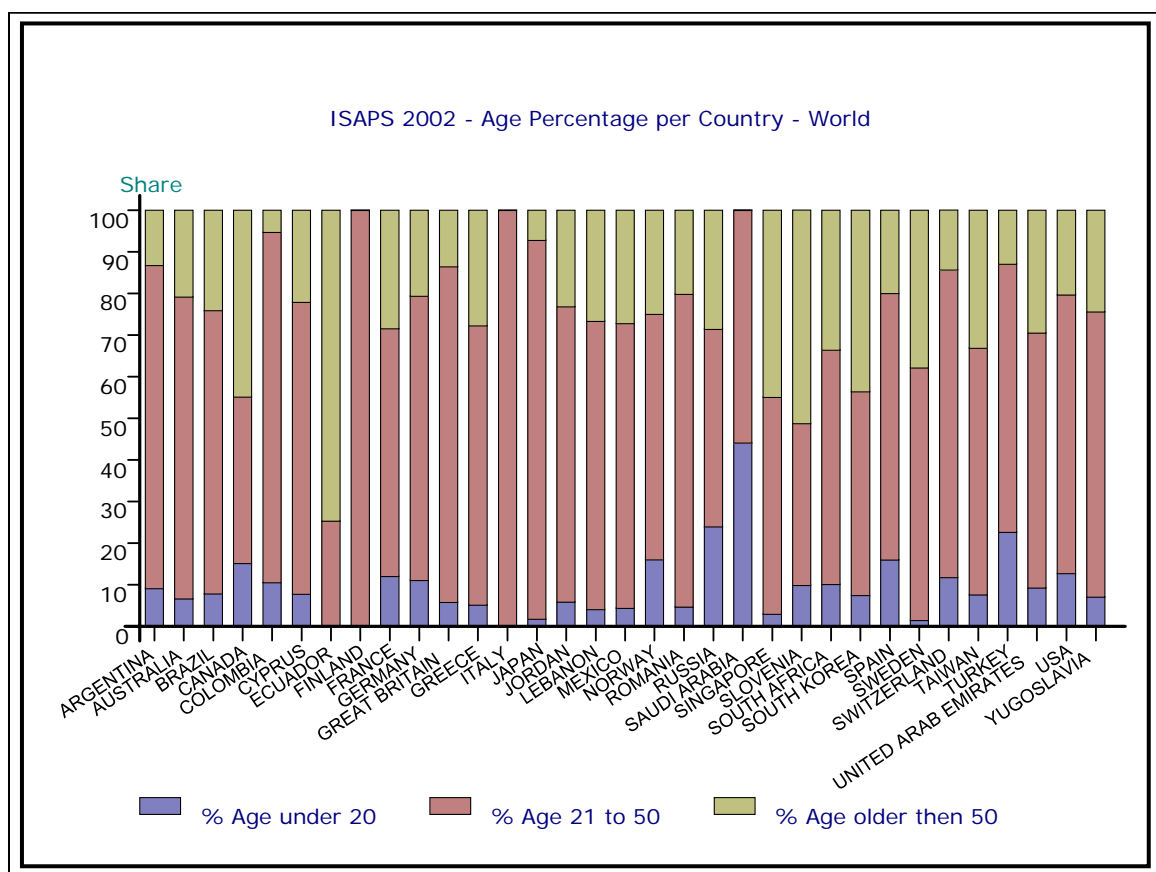


% of Male/Female Procedures WorldWide	
% Female	% Male
87.83%	12.17%



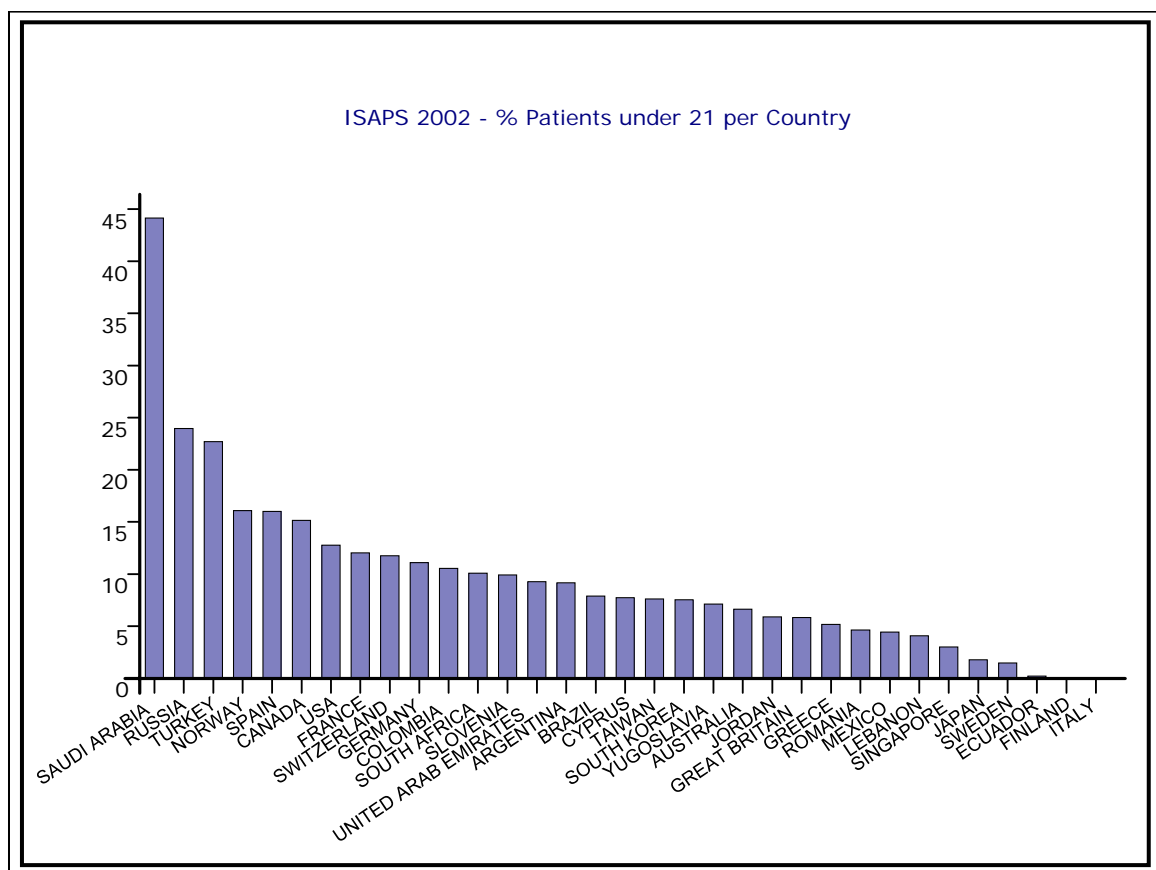
Age Percentage per Country			
Country	<21 years	21-50 years	>50 years
ARGENTINA	9.19%	77.62%	13.20%
AUSTRALIA	6.64%	72.61%	20.75%
BRAZIL	7.91%	68.02%	24.07%
CANADA	15.17%	40.00%	44.83%
COLOMBIA	10.56%	84.16%	5.28%
CYPRUS	7.75%	70.22%	22.03%
ECUADOR	0.23%	25.17%	74.60%
FINLAND	0.00%	100.00%	0.00%
FRANCE	12.04%	59.55%	28.41%
GERMANY	11.10%	68.31%	20.59%
GREAT BRITAIN	5.86%	80.60%	13.54%
GREECE	5.19%	67.11%	27.70%
ITALY	0.00%	100.00%	0.00%
JAPAN	1.80%	90.99%	7.21%
JORDAN	5.91%	70.92%	23.17%
LEBANON	4.08%	69.33%	26.58%
MEXICO	4.45%	68.35%	27.20%
NORWAY	16.07%	59.02%	24.91%
ROMANIA	4.65%	75.19%	20.16%
RUSSIA	23.95%	47.53%	28.52%
SAUDI ARABIA	44.12%	55.88%	0.00%
SINGAPORE	3.01%	52.11%	44.89%
SLOVENIA	9.92%	38.89%	51.19%
SOUTH AFRICA	10.11%	56.38%	33.51%
SOUTH KOREA	7.53%	48.95%	43.51%
SPAIN	16.00%	64.07%	19.93%
SWEDEN	1.49%	60.71%	37.80%
SWITZERLAND	11.77%	73.94%	14.30%
TAIWAN	7.63%	59.32%	33.05%
TURKEY	22.71%	64.41%	12.88%
UNITED ARAB EMIRATES	9.28%	61.31%	29.41%

USA	12.78%	66.89%	20.34%
YUGOSLAVIA	7.14%	68.49%	24.37%



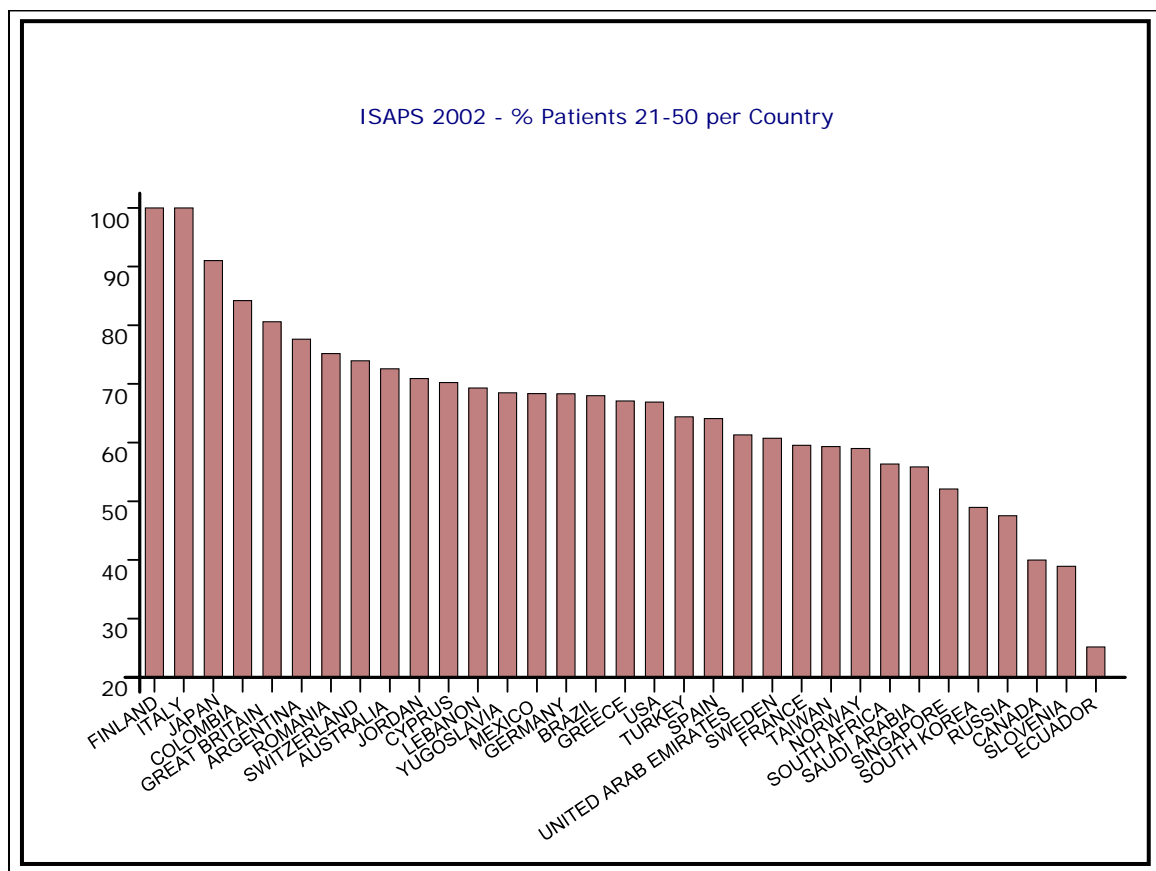
% of Patients under 21 per Country	
Country	<21 years
SAUDI ARABIA	44.12%
RUSSIA	23.95%
TURKEY	22.71%
NORWAY	16.07%
SPAIN	16.00%
CANADA	15.17%
USA	12.78%
FRANCE	12.04%
SWITZERLAND	11.77%
GERMANY	11.10%
COLOMBIA	10.56%
SOUTH AFRICA	10.11%
SLOVENIA	9.92%
UNITED ARAB EMIRATES	9.28%
ARGENTINA	9.19%
BRAZIL	7.91%
CYPRUS	7.75%
TAIWAN	7.63%
SOUTH KOREA	7.53%
YUGOSLAVIA	7.14%
AUSTRALIA	6.64%
JORDAN	5.91%
GREAT BRITAIN	5.86%
GREECE	5.19%
ROMANIA	4.65%
MEXICO	4.45%
LEBANON	4.08%
SINGAPORE	3.01%
JAPAN	1.80%

SWEDEN	1.49%
ECUADOR	0.23%
FINLAND	0.00%
ITALY	0.00%



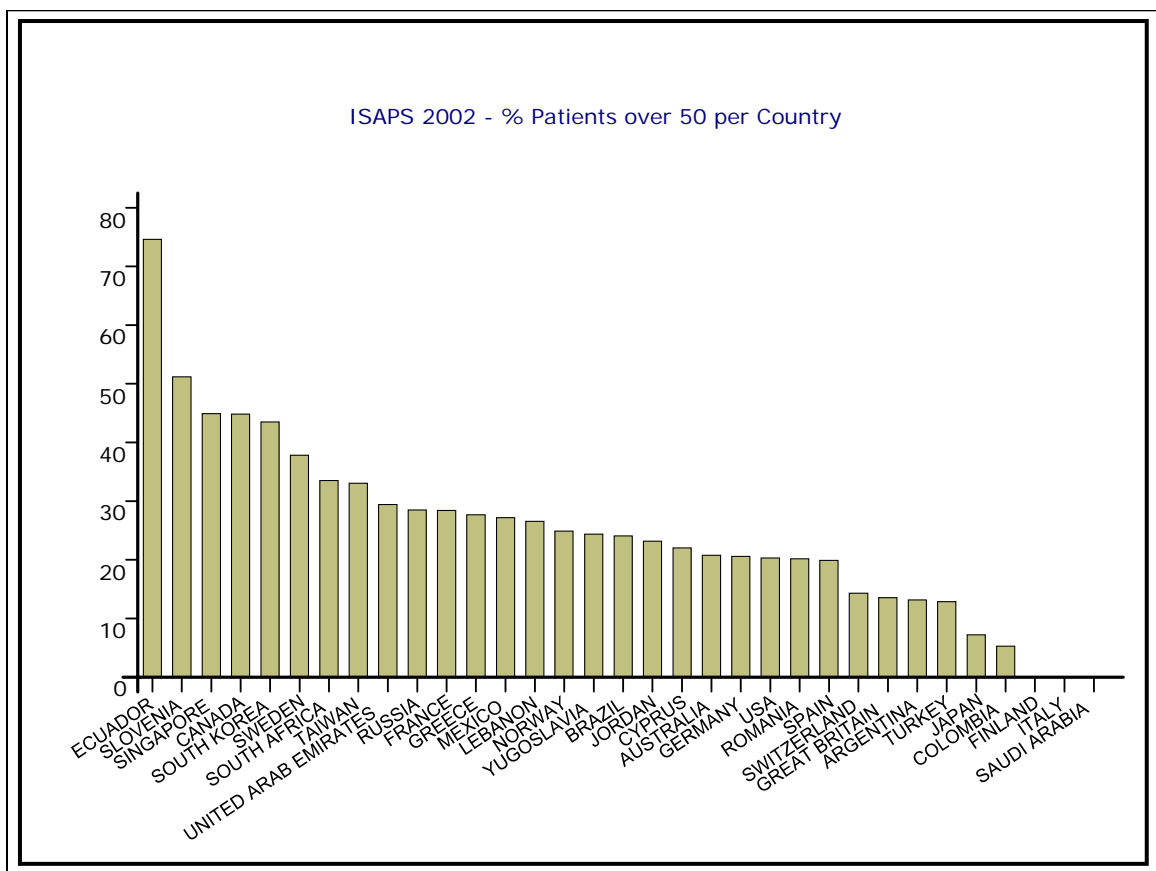
% of Patients 21-50 per Country	
Country	21-50 years
FINLAND	100.00%
ITALY	100.00%
JAPAN	90.99%
COLOMBIA	84.16%
GREAT BRITAIN	80.60%
ARGENTINA	77.62%
ROMANIA	75.19%
SWITZERLAND	73.94%
AUSTRALIA	72.61%
JORDAN	70.92%
CYPRUS	70.22%
LEBANON	69.33%
YUGOSLAVIA	68.49%
MEXICO	68.35%
GERMANY	68.31%
BRAZIL	68.02%
GREECE	67.11%
USA	66.89%
TURKEY	64.41%
SPAIN	64.07%
UNITED ARAB EMIRATES	61.31%
SWEDEN	60.71%
FRANCE	59.55%
TAIWAN	59.32%
NORWAY	59.02%
SOUTH AFRICA	56.38%
SAUDI ARABIA	55.88%

SINGAPORE	52.11%
SOUTH KOREA	48.95%
RUSSIA	47.53%
CANADA	40.00%
SLOVENIA	38.89%
ECUADOR	25.17%



% of Patients over 50 per Country	
Country	over 50 years
ECUADOR	74.60%
SLOVENIA	51.19%
SINGAPORE	44.89%
CANADA	44.83%
SOUTH KOREA	43.51%
SWEDEN	37.80%
SOUTH AFRICA	33.51%
TAIWAN	33.05%
UNITED ARAB EMIRATES	29.41%
RUSSIA	28.52%
FRANCE	28.41%
GREECE	27.70%
MEXICO	27.20%
LEBANON	26.58%
NORWAY	24.91%
YUGOSLAVIA	24.37%
BRAZIL	24.07%
JORDAN	23.17%
CYPRUS	22.03%
AUSTRALIA	20.75%
GERMANY	20.59%
USA	20.34%
ROMANIA	20.16%
SPAIN	19.93%
SWITZERLAND	14.30%

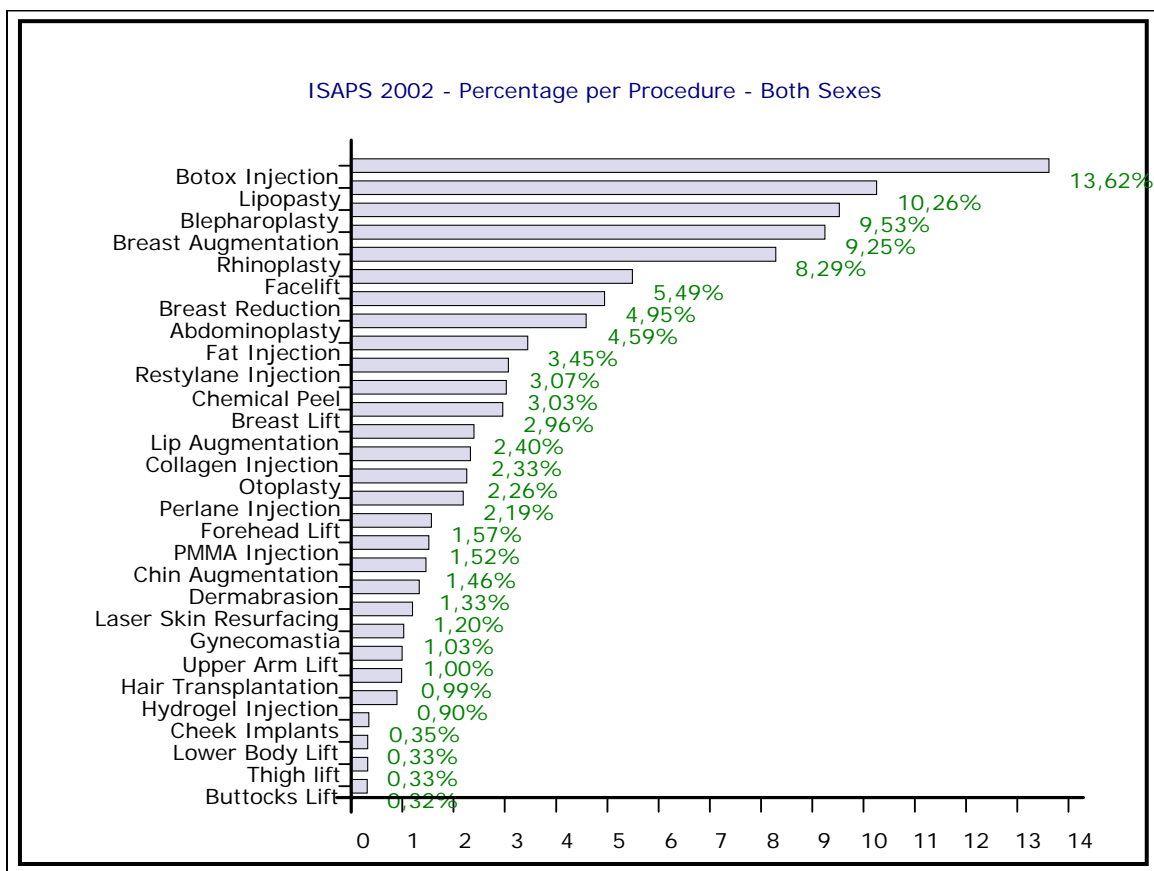
GREAT BRITAIN	13.54%
ARGENTINA	13.20%
TURKEY	12.88%
JAPAN	7.21%
COLOMBIA	5.28%
FINLAND	0.00%
ITALY	0.00%
SAUDI ARABIA	0.00%



Percentage per Procedure - Both Sexes	
Procedure	Percentage
Botox Injection	13.62%
Lipoplasty	10.26%
Blepharoplasty	9.53%
Breast Augmentation	9.25%
Rhinoplasty	8.29%
Facelift	5.49%
Breast Reduction	4.95%
Abdominoplasty	4.59%
Fat Injection	3.45%
Restylane Injection	3.07%
Chemical Peel	3.03%
Breast Lift	2.96%
Lip Augmentation	2.40%
Collagen Injection	2.33%
Otoplasty	2.26%
Perlane Injection	2.19%
Forehead Lift	1.57%
PMMA Injection	1.52%
Chin Augmentation	1.46%
Dermabrasion	1.33%
Laser Skin Resurfacing	1.20%
Gynecomastia	1.03%
Upper Arm Lift	1.00%

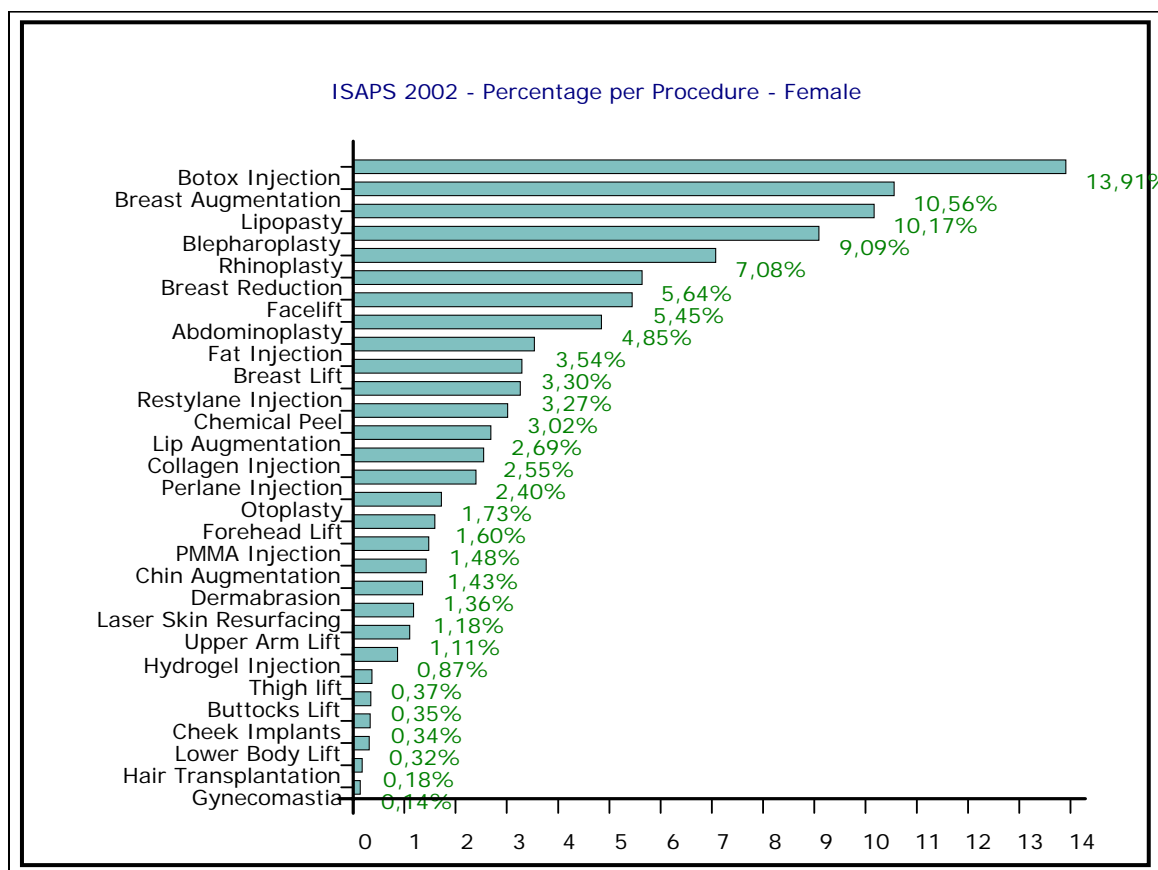


Hair Transplantation	0.99%
Hydrogel Injection	0.90%
Cheek Implants	0.35%
Lower Body Lift	0.33%
Thigh lift	0.33%
Buttocks Lift	0.32%



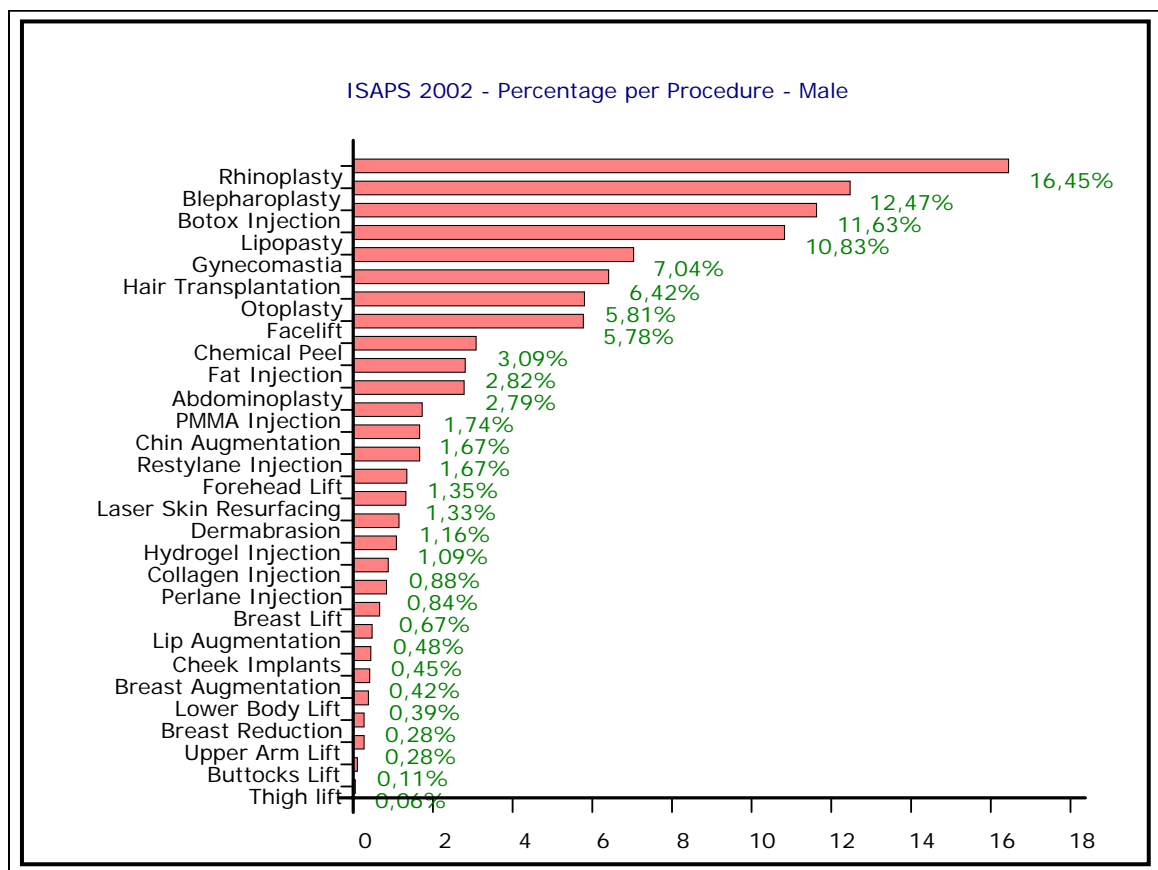
Percentage per Procedure - Female	
Procedure	Percentage
Botox Injection	13.91%
Breast Augmentation	10.56%
Lipopasty	10.17%
Blepharoplasty	9.09%
Rhinoplasty	7.08%
Breast Reduction	5.64%
Facelift	5.45%
Abdominoplasty	4.85%
Fat Injection	3.54%
Breast Lift	3.30%
Restylane Injection	3.27%
Chemical Peel	3.02%
Lip Augmentation	2.69%
Collagen Injection	2.55%
Perlane Injection	2.40%
Otoplasty	1.73%
Forehead Lift	1.60%
PMMA Injection	1.48%
Chin Augmentation	1.43%
Dermabrasion	1.36%
Laser Skin Resurfacing	1.18%
Upper Arm Lift	1.11%
Hydrogel Injection	0.87%
Thigh lift	0.37%
Buttocks Lift	0.35%

Cheek Implants	0.34%
Lower Body Lift	0.32%
Hair Transplantation	0.18%
Gynecomastia	0.14%



Percentage per Procedure - Male	
Procedure	Percentage
Rhinoplasty	16.45%
Blepharoplasty	12.47%
Botox Injection	11.63%
Lipopasty	10.83%
Gynecomastia	7.04%
Hair Transplantation	6.42%
Otoplasty	5.81%
Facelift	5.78%
Chemical Peel	3.09%
Fat Injection	2.82%
Abdominoplasty	2.79%
PMMA Injection	1.74%
Chin Augmentation	1.67%
Restylane Injection	1.67%
Forehead Lift	1.35%
Laser Skin Resurfacing	1.33%
Dermabrasion	1.16%
Hydrogel Injection	1.09%
Collagen Injection	0.88%
Perlane Injection	0.84%
Breast Lift	0.67%
Lip Augmentation	0.48%
Cheek Implants	0.45%
Breast Augmentation	0.42%
Lower Body Lift	0.39%
Breast Reduction	0.28%
Upper Arm Lift	0.28%

Buttocks Lift	0.11%
Thigh lift	0.06%



For all questions contact: [isaps@sover.net](mailto:isaps@sover.net)

NOTE: ISAPS does not offer consultations or referrals over the internet.

Individuals trying to find a qualified surgeon should go to our list of members on the Web site.

Copyright © 1998,1999,2000,2001 International Society of Aesthetic Plastic Surgery

Last Modified: 2001-05-10